2019

2019 08

IC **IC**

IC

IC **IC**

IC

IC

..... 2

..... 8

..... 11

..... 13

..... 22

..... 29

..... 33

..... 34

..... 35

..... 36

..... 152

3

¥ ‘

	2018 07 03	200 A 301	91310000703034995X	91310000703034995X	91310000703034995X
	2019 06 17	200 A 301	91310000703034995X	91310000703034995X	91310000703034995X
	2019 06 21				
	http://www.cninfo.com.cn 2019-043				

‘ ¥

	688,749,383.89	852,615,453.41	-19.22%
	20,365,378.89	29,443,684.61	-30.83%
	18,265,119.93	28,809,371.34	-36.60%
	262,127,921.40	30,236,571.22	766.92%
/	0.04	0.06	-33.33%
/	0.04	0.06	-33.33%
	2.77%	5.30%	2.53
	1,011,965,029.40	1,209,755,717.70	-16.35%
	725,254,307.23	728,159,194.32	-0.40%

IC IC IC

IC

AVX/ IC

WiFi

WiFi NBIOT

5G

NBIOT 5G

“ ” “ ” “ ”

1

	55.88%
	134.74%
	50.01%

2

¥ ‘

		65,770.37				1,136.46	65.49%	

IC

IC

1

IC AVX/

IC IC

IC

2

IC

3

IC IC

IC

IC

IP

IC

4

IC IC

IC IC

IC

ż ɹ Ġ Ґ ᴬ⁄ˢ

1

2019 68,874.94 19.22% 2,036.54 30.83% 1,826.51 36.60% 2019 5G IC

2

2018

T Œ

“ ” “ ”

	688,749,383.89	852,615,453.41	-19.22%	5G IC
	619,453,549.05	761,500,210.15	-18.65%	
	25,112,519.33	23,527,077.98	6.74%	
	12,835,013.14	13,662,777.48	-6.06%	
	5,584,327.23	8,037,484.67	-30.52%	
	173,170.41	4,082,756.21	-95.76%	
	12,782,101.79	14,038,673.17	-8.95%	
	262,127,921.40	30,236,571.22	766.92%	
	-123,387.06	-148,965,949.34	-99.92%	
	-280,614,241.55	313,267,331.37	-189.58%	
	-16,122,124.43	196,306,860.48	-108.21%	

‘ ¥

10%

¥ ‘

	216,581,751.02	196,391,477.00	9.32%	-37.43%	-37.87%	0.64
	155,406,802.62	141,464,891.76	8.97%	-13.82%	-12.44%	1.43
	78,706,541.16	74,115,013.54	5.83%	16.83%	17.48%	0.53
	101,941,700.68	90,379,501.25	11.34%	-3.90%	4.19%	6.88
	72,579,237.58	61,084,020.56	15.84%	-25.67%	-29.01%	3.97
	497,709,818.00	442,597,885.87				

	2,032,740.93	0.20%	2,863,261.58	0.19%	0.01	
	69,205,245.77	6.84%	473,502,798.42	31.47%	24.63	

2

¥ ‘

	260,293.62	0.00	0.00	0.00	0.00	0.00	261,321.48
	260,293.62	0.00	0.00	0.00	0.00	0.00	261,321.48
	0.00	0.00	0.00	0.00	0.00	0.00	0.00

‘ ¥

3

2019 6 30 41,845,367.24

4

¥ ‘

	1,040,524.92	0.00	0.00	0.00	0.00	0.00	261,321.48	
	1,040,524.92	0.00	0.00	0.00	0.00	0.00	261,321.48	--

5

¥ ‘

1

¥ ‘

	44,160
	4,850.28
	39,077.86
	0
	0
	0.00%

1 2015 6 24 [2015]1361 (A)3,000 6.87 206,100,000.00 170,300,000.00 ( ) (2015) 60462749_B01 170,300,000.00 2015 12 4 31006663201880000688 0

2 2017 11 30 [2017]2212 (A)18,045,975 13.05 235,499,973.75 229,266,927.77 ( ) (2018) 60462749_B02 2018 5 24 229,266,927.77 811020101300087572 7

3 2015 156,820,800.00 2016 13,680,000.00 2017 0.00 2018 171,774,986.93 2019 48,502,791.92 2019 6 30 390,778,578.85

2

¥ ‘

	( )		(1)		(2)	(3) (2)/(1)					
MCU ARM		4,502.17	4,502.17	0	4,502.17	100.00%		153.6	4,011.52		
		9,840	9,840	0	9,860.08	100.00%		620.4	9,770.81		
		2,687.83	2,687.83	0	2,687.83	100.00%					
		5,216.9	5,216.9	774.12	5,132.47	98.38%		517.38	1,523.76		
IOT		6,914.09	6,914.09	3,343.14	6,058.06	87.62%		494.08	1,314.14		
AAC		10,795.71	10,795.71	733.02	10,837.25	100.00%		18.63	660.81		
	--	39,956.7	39,956.7	4,850.28	39,077.86	--	--	1,804.09	17,281.04	--	--
	--	39,956.7	39,956.7	4,850.28	39,077.86	--	--	1,804.09	17,281.04	--	--
	2012 / NFC IOT 5G IOT AAC + CNC AAC 5G TWS										

	2018 “ ” “ IOT ”
	2015 15,682.08 2018 11,165.77

2

‘ ¥

3

‘ ¥

1

‘ ¥

2

‘ ¥

¥ ‘

10%

		IC	39,596.75	657,703,698.95	477,099,817.44	511,289,934.51	12,102,328.49	11,364,601.22
			500	36,766,830.47	15,016,330.47	0.00	1,607,950.68	1,607,913.49
Upstar Technology (HK Limited			10,000	339,575,588.90	165,022,841.87	866,783,639.66	37,089,272.17	30,589,690.72

‘ ¥

2018 1 18 Richlong Investment Development Limited Fast Achieve Ventures Limited 49% Zenith Legend Limited Upkeen Global Investment Limited49% Upstar Technology (HK) Limited 24.99%

‘ ¥

“ ”

1

2018		50.39%	2019 05 17	2019 05 17	http://www.cninfo.com.cn

2

‘ ¥

‘ ¥

¥ ‘

			" 12 / [2017]9 "	2018 06 08	12	
			" 12	2018	12	

			[2017]9 "	06 08		
	1		" 12 [2017]9 "	2018 06 08	12	

‘ ¥

“ ”

‘ ¥

“ ”

‘ ¥

‘ ¥

‘ ¥

¥ ‘

( )			( )	( )	( )		

2018 5 4 2018

2017

http://www.
cninfo.com.
cn 2018

‘ ¥

‘ ¥

‘ ¥

1

‘ ¥

2

‘ ¥

3

‘ ¥

4

‘ ¥

5

‘ ¥

1

1

‘ ¥

2

‘ ¥

3

‘ ¥

2

¥ ‘

1



	2019 04 26	68,747	2019 02 26	1,443.69		6		
B1		68,747		B2		24,322.69		
B3		68,747		B4		24,322.69		
A1+B1+C1		68,747		A2+B2+C2		24,322.69		
A3+B3+C3		68,747		A4+B4+C4		24,322.69		
A4+B4+C4				33.54%				
D				0				
70% E				0				
50% F				0				
D+E+F				0				

2

‘ ¥

3

‘ ¥

1

26

2

¥ ‘

100% Upkeen Global Investment Limited 51% Fast Achieve Ventures Limited51% “ ”

2018 7 17 www.cninfo.com.cn

2018-054

2019 7 26

2019 7 29 www.cninfo.com.cn

2019-050

¥ ‘

2017 11 6

20,000

40,500 100% 2017 11 7

http://www.cninfo.com.cn 2017-070

2017 11 18 N3100201700652

2018 7 13 2018 7 17

2018 101

2019 7 30 www.cninfo.com.cn

2019-051

40,500

1

	18,045,975	5.67%	0	0	9,022,987	-27,068,962	-18,045,975	0	0.00%
1	0	0.00%	0	0	0	0	0	0	0.00%
2	0	0.00%	0	0	0	0	0	0	0.00%
3	18,045,975	5.67%	0	0	9,022,987	-27,068,962	-18,045,975	0	0.00%
	6,015,325	1.89%	0	0	3,007,662	-9,022,987	-6,015,325	0	0.00%
	12,030,650	3.78%	0						

2019-041

¥ ‘

<2018 > 2019 4 24

2019 5 17 2018 2019 5 23

2019 5 29 2019 5 30

‘ ¥

‘ ¥

‘ ¥

¥ ‘

	2019		2018	
	/	/	/	/

Ō æ

					12	6 10
1	6,015,325	9,022,987	3,007,662	0	12	2019 6 10
	18,045,975	27,068,962	9,022,987	0	--	--

‘ ¥

	34,931		8				0	
5%			10					
		30.07%	143,437,500	+47,812,500	0	143,437,500		6,930,000

( )

8.88%

10			
	143,437,500		143,437,500
( )	42,356,250		42,356,250
	22,646,250		22,646,250
	10,034,925		10,034,925
	9,247,987		9,247,987
	9,045,600		9,045,600
	9,022,988		9,022,988
1	9,022,987		9,022,987
	8,767,500		8,767,500
	8,279,310		8,279,310
10 10 10	( ) 10 10		
10 4	9,022,987 225,000		9,247,987

10 10

‘ ¥

10 10

‘ ¥

‘ ¥

‘ ¥

‘ ¥

2018

¥ ‘

			2019 01 18	

‘ ¥

1

2019 06 30

	2019 6 30	2018 12 31
	164,758,342.18	199,678,396.43
	50,176,467.74	113,715,112.93
	327,483,821.49	344,404,809.75
	1,096,409.41	467,074.13
	14,721,167.49	29,446,182.99
	685,151.26	994,201.07

[redacted]

	3,899,387.64	7,662,570.59
	24,905,086.40	46,169,265.20
	685,151.26	994,201.07
		7,094,560.00
	18,484,188.20	25,029,691.59
	2,322,803.90	2,490,892.27
	366,298,952.55	483,224,593.13
	352,931,732.32	294,691,395.32
	2,004,118.74	2,661,519.03

	35,562,550.94	102,896,580.80
	12,201,556.67	
	41,072,858.75	31,369,253.11
	7,262,359.49	1,008,720.19
	4,048,378.55	4,757,799.79
	1,880,721.09	2,708,101.21
	27,599,423.55	28,653,955.70
	11,529.67	-3,853.99
	129,627,849.04	171,394,410.80

	477,068,962.00	318,045,975.00
	85,007,641.44	244,030,628.44
	19,740,914.60	19,740,914.60
	16,552,504.91	34,418,413.34
	598,370,022.95	616,235,931.38
	727,997,871.99	787,630,342.18

3

	2019	2018
	688,749,383.89	852,615,453.41
	688,749,383.89	852,615,453.41
	676,383,930.56	821,822,004.55
	619,453,549.05	761,500,210.15
	616,420.02	1,055,781.10
	25,112,519.33	23,527,077.98
	12,835,013.14	13,662,777.48
	12,782,101.79	14,038,673.17

	5,584,327.23	8,037,484.67
	3,690,458.05	7,211,557.92
	829,755.24	1,076,159.09
	2,482,050.00	300,000.00
“ ”	9,267,901.75	9,268,312.50
“-”		
“-”		
“ ”		
“ ”		
“-”	-170,608.83	
“-”	-3,199,586.30	-7,018,415.60
“-”		700.00
“ ”	20,745,209.95	33,344,045.76
		1,050,000.00
	11,157.11	604,449.09
“ ”	20,734,052.84	33,789,596.67
	173,170.41	4,082,756.21
“ ”	20,560,882.43	29,706,840.46
1. “ ”	20,560,882.43	29,706,840.46
2. “ ”		
1.	20,365,378.89	29,443,684.61
2.	195,503.54	263,155.85
	2,549,247.52	1,236,753.46

	2,599,210.15	1,236,753.46
1.		
2.		
3.		
4.		
5.		
	2,599,210.15	1,236,753.46
1.		
2.		
3.		
4.		
5.		
6.		
7.		
8.	2,599,210.15	1,236,753.46
9.		
	-49,962.63	
	23,110,129.95	30,943,593.92
	22,964,589.04	30,680,438.07
	145,540.91	263,155.85
	0.04	0.06

	0.04	0.06
	0.00	0.00

4

	2019	2018
	259,650,311.18	376,244,614.75
	211,610,273.62	314,345,212.82
	616,420.02	1,055,760.10
	14,366,248.99	15,817,208.37
	12,558,178.40	10,448,833.44
	12,586,952.37	12,436,983.39
	2,363,320.21	5,339,206.11
	1,636,175.53	3,915,212.71
	798,416.06	1,063,770.57
	2,482,050.00	300,000.00
“ ”		
“-”		
“ ”		
“ ”		
“-”	-211,441.05	
“-”	-969,422.95	-396,790.09
“-”		700.00
“ ”	6,850,103.57	16,705,320.43
		1,050,000.00

	7,255.63	604,449.09
“ ”	6,842,847.94	17,150,871.34
	-921,699.35	1,779,139.72
“ ”	7,764,547.29	15,371,731.62
“ ”	7,764,547.29	15,371,731.62
“ ”		
1.		
2.		
3.		
4.		
5.		
1.		
2.		
3.		
4.		
5.		
6.		
7.		
8.		
9.		

	7,764,547.29	15,371,731.62

5

	2019	2018
	805,416,838.66	936,082,000.62
	2,060,000.00	300,000.00
	12,993,065.94	15,100,734.30
	820,469,904.60	951,482,734.92
	494,971,555.13	851,768,626.01

	27,438,375.14	28,685,814.14
	5,747,251.84	14,359,435.57
	30,184,801.09	26,432,287.98
	558,341,983.20	921,246,163.70
	262,127,921.40	30,236,571.22
		700.00
		700.00
	123,387.06	442,641.42
		148,524,007.92
	123,387.06	148,966,649.34
	-123,387.06	-148,965,949.34
		229,266,927.77
	136,180,063.77	723,463,141.27
	18,797,929.82	
	154,977,993.59	952,730,069.04
	406,721,783.87	594,160,570.98
	28,870,451.27	6,969,556.36

		38,332,610.33
	435,592,235.14	639,462,737.67
	-280,614,241.55	313,267,331.37
	2,487,582.78	1,768,907.23
	-16,122,124.43	196,306,860.48
	129,477,573.37	88,927,745.42
	113,355,448.94	285,234,605.90

6

	2019	2018
	386,000,828.49	468,279,996.56
	2,060,000.00	300,000.00
	1,529,515.87	14,781,812.64
	389,590,344.36	483,361,809.20
	210,294,085.79	430,615,320.06
	24,294,741.21	26,949,433.61
	5,736,936.68	14,071,194.86
	38,840,300.85	26,743,586.91
	279,166,064.53	498,379,535.44
	110,424,279.83	-15,017,726.24
	6,862,320.00	
		700.00
	6,862,320.00	700.00
	142,654.41	408,226.11

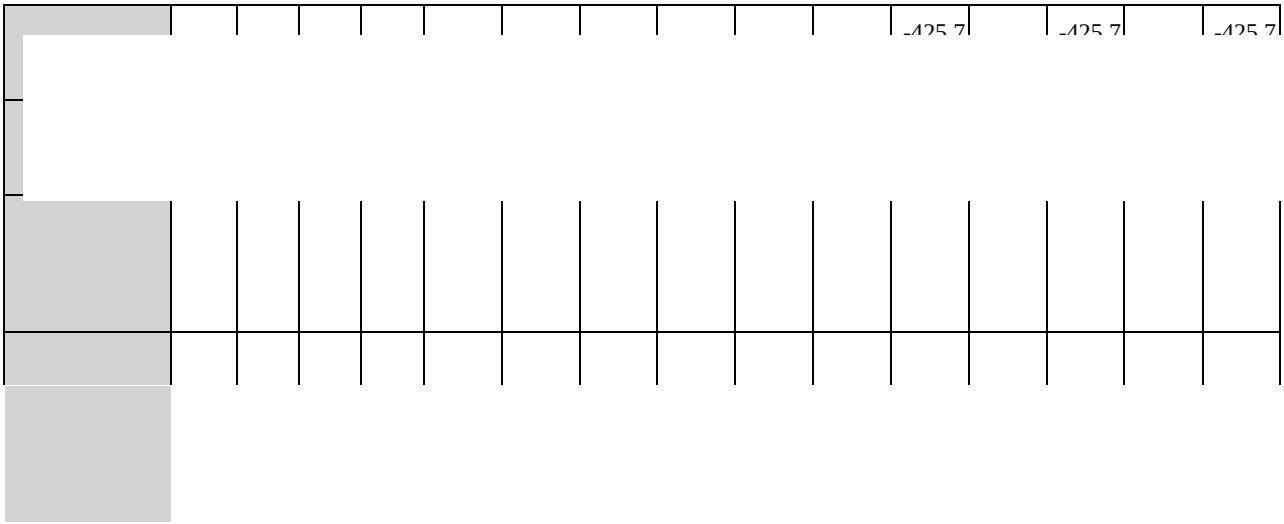
-425.7
-425.7
-425.7

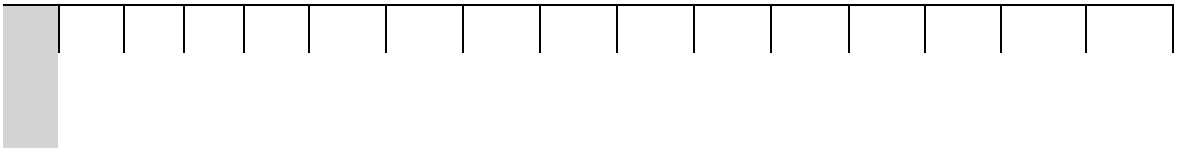

	318,04 5,975.0											

1	18,045,975.00				211,220,952.77							229,266,927.77
2												
3												
4												

	00				,628.44				983.54	2.96		9.94

(“ ” “ ”) 2000 10 9

91310000703034995X A

200 A 301

( )

2019 8 28

1

—

(“ ”)

2

1

2019 6 30 2019

2

1 1 12 31

3

12

4

5

( )

(

)

( )

( )

( )

( )

6

(

)

7

8

9

“ ”

10

2019 1 1

1

2 “ ”

a b

12

[ ] [2]

2018

( )

(1)

(2) “ ” (a)

(b)

( )

( )

( )

(

)

“ ” “ ”

11

12

1

	100

2

¥ ‘

6	0.14%
6 1	4.27%
1 1	37.01%
1 2	87.41%
2	100.00%

‘ ¥

‘ ¥

3

13

14

[ ] [12]

15

16

17

18

19

20

21

22

( )

(

)

( )

23

24

1

2

		3 -5	0%~5%	19%~33%
		5	0%~5%	19%~20%
		3 ~5	0%~5%	19%~33%

3

25

26

(1)

(2)

(3)

(1)

(2)

3

27

28

29

30

1

5

5

2

31

32

5

3

33

34

1

2

3

4

35

36

(1)

(2)

(3)

37

38

39

‘ ¥

40

( )

41 /

(1)

(2)

(1)

(2)

42

1

2

43

[ ] [10]

44

1

¥ ‘

2019 (2019 6) 2019	2019 8 28	
2019 1 1 22 -- 23 -- 24 -- 37 -- ( )	2019 4 24	

2019 260,293.62

-425,798.13

2

‘ ¥

3

¥ ‘

	2018 12 31	2019 01 01	
	199,678,396.43	199,678,396.43	

	113,715,112.93	113,715,112.93	
	344,404,809.75	343,979,011.62	-425,798.13
	467,074.13	467,074.13	
	29,446,182.99	29,446,182.99	
	994,201.07	994,201.07	
	306,357,205.59	306,357,205.59	
	3,646,621.42	3,646,621.42	
	997,715,403.24	997,289,605.11	-425,798.13
	260,293.62		-260,293.62
	200,861,444.45	200,861,444.45	
		260,293.62	260,293.62
	2,697,462.21	2,697,462.21	

	1,523,572.99	1,523,572.99	
	4,298,457.08	4,298,457.08	
	2,229,272.79	2,229,272.79	
	169,811.32	169,811.32	
	212,040,314.46	212,040,314.46	-260,293.62
	1,209,755,717.70	1,209,329,919.57	-425,798.13
	339,746,965.87	339,746,965.87	
	113,504,799.21	113,504,799.21	
	2,558,755.07	2,558,755.07	
	5,809,473.79	5,809,473.79	
	3,075,149.35	3,075,149.35	
	5,944,220.35	5,944,220.35	
	1,121,418.28	1,121,418.28	

	470,639,363.64	470,639,363.64	
	7,797,873.75	7,797,873.75	
	7,797,873.75	7,797,873.75	
	478,437,237.39	478,437,237.39	
	318,045,975.00	318,045,975.00	
	243,864,723.69	243,864,723.69	
	10,088,763.01	10,088,763.01	
	19,740,914.60	19,740,914.60	
	136,418,818.02	135,993,019.89	-425,798.13
	728,159,194.32	727,733,396.19	-425,798.13
	3,159,285.99	3,159,285.99	
	731,318,480.31	730,892,682.18	-425,798.13

	1,209,755,717.70	1,209,329,919.57	-425,798.13

2019 260,293.62

-425,798.13

	2018 12 31	2019 01 01	
	154,359,962.61	154,359,962.61	
	101,925,783.41	101,925,783.41	
	145,586,427.46	145,399,649.74	-186,777.72
	7,662,570.59	7,662,570.59	
	46,169,265.20	46,169,265.20	
	994,201.07	994,201.07	
	7,094,560.00	7,094,560.00	
	25,029,691.59	25,029,691.59	
	2,490,892.27	2,490,892.27	
	483,224,593.13	483,037,815.41	-186,777.72
	294,691,395.32	294,691,395.32	

	2,661,519.03	2,661,519.03	
	1,523,572.99	1,523,572.99	
	3,997,341.60	3,997,341.60	
	1,362,108.79	1,362,108.79	
	169,811.32	169,811.32	
	304,405,749.05	304,405,749.05	
	787,630,342.18	787,443,564.46	-186,777.72
	102,896,580.80	102,896,580.80	
	31,369,253.11	31,369,253.11	
	1,008,720.19	1,008,720.19	
	4,757,799.79	4,757,799.79	
	2,708,101.21	2,708,101.21	
	28,653,955.70	28,653,955.70	
	-3,853.99	-3,853.99	

	171,394,410.80	171,394,410.80	
	171,394,410.80	171,394,410.80	
	318,045,975.00	318,045,975.00	
	244,030,628.44	244,030,628.44	
	19,740,914.60	19,740,914.60	
	34,418,413.34	34,231,635.62	-186,777.72
	616,235,931.38	616,049,153.66	-186,777.72
	787,630,342.18	787,443,564.46	-186,777.72

2019

-186,777.72

4

‘ ¥

45

1

	2019 4 1 6% 16% 2019 4 1 6% 13%	6% 13% 16%
	7%	7%
	15% 16.5% 2018 20% 2017 17% 25%	15% 16.5% 20% 25%
	4%	4%

	15%
	16.5%
	20%
	25%

2

2017 “ ”(GR201831000745) 2017 2019 2008 1 1 2009 4 22 ([2009]203) 2017 2019 15%

2013 9 13 2013 52 2013 8 1

2019

3

1

	11,853.41	7,374.96
	113,343,595.53	129,470,198.41
	51,402,893.24	70,200,823.06
	164,758,342.18	199,678,396.43
	46,103,781.19	47,371,681.88

2

3

4

1

	42,416,621.62	66,463,614.77
	1,618,499.34	35,462,168.64

PDC	6,141,346.78	11,789,329.52
	50,176,467.74	113,715,112.93

‘ ¥

2

	16,122,500.65	12,562,550.94
	16,122,500.65	12,562,550.94

5

35,045,3 [illegible]

9.69% 81.21%

23.52 48.39 .13 7.45

	42.55		67.42		.13	8.35		3.84		1
	326,789,822.82	90.31%	5,891,876.46	1.80%	320,897,946.36	343,115,600.64	0.91%	5,716,723.53	1.67%	337,398,877.11
	326,789,822.82	90.31%	5,891,876.46	1.80%	320,897,946.36	343,115,600.64	0.91%	5,716,723.53	1.67%	337,398,877.11
	361,835,146.34	100.00%	34,351,324.85	9.49%	327,483,821.49	378,250,708.09	100.00%	34,271,696.47	9.06%	343,979,011.62

	5,307.89	5,307.89	100.00%	
	6,172.28	6,172.28	100.00%	
	628,600.80	628,600.80	100.00%	
	2,013,851.37	2,013,851.37	100.00%	
	6,047,890.65	6,047,890.65	100.00%	
	26,343,500.53	19,757,625.40	75.00%	
	35,045,323.52	28,459,448.39	--	--

6	316,845,606.43	443,583.85	0.14%
6 1	4,646,600.61	198,409.84	4.27%
1 1	72,856.56	26,964.21	37.01%
1 2	14,620.00	12,779.34	87.41%
2	5,210,139.22	5,210,139.22	100.00%

‘ ¥

1 1	321,492,207.05
6	316,845,606.44
6 1	4,646,600.61
1 2	28,444,828.46
2 3	10,365,280.16
3	1,532,830.67
4 5	633,908.69
5	898,921.98
	361,835,146.34

2

	34,271,696.47	170,608.83	90,980.45	0.00	34,351,324.85
	34,271,696.47	170,608.83	90,980.45	0.00	34,351,324.85

3

4

		%			
	40,153,166.88	11.10%		6	56,214.43
	26,910,448.68	7.44%		6	37,674.63
	26,680,727.01	7.37%		1	185,733.42
	26,343,500.53	7.28%		1 2	19,757,625.40
	13,796,630.13	3.81%		6	19,315.28
	133,884,473.23	37.00%			20,056,563.16

5

6

6

‘ ¥

‘ ¥

7

1

1	1,096,409.41	100.00%	467,074.13	100.00%
	1,096,409.41	--	467,074.13	--

1

2

		(%)		
	686,838.53	62.64%		1
	372,742.60	34.00%		1
	36,828.28	3.36%		1
	1,096,409.41	100.00%		

8

	685,151.26	994,201.07
	14,036,016.23	28,451,981.92
	14,721,167.49	29,446,182.99

1

1

	685,151.26	994,201.07
	685,151.26	994,201.07

2

3

‘ ¥

2

1

( )		

2 1

( )				

3

‘ ¥

3

1

	9,902,443.86	10,234,928.14
	3,765,787.18	4,172,852.99
		13,706,396.60
	377,785.19	347,804.19
	14,046,016.23	28,461,981.92

2

	12	( )	( )	
2019 1 1			10,000.00	10,000.00
2019 1 1	——	——	——	——
2019 6 30			10,000.00	10,000.00

‘ ¥

2 3	10,000.00
	10,000.00

3

4

5

		9,902,443.86	1	70.50%	
		1,373,677.06	1 -2	9.78%	
		883,515.90	2	6.29%	
		400,000.00	2	2.85%	
		241,580.84	1 -2	1.72%	
	--	12,801,217.66	--	91.14%	

	238,662,471.10	8,928,376.72	229,734,094.38	316,181,509.44	9,824,303.85	306,357,205.59
	238,662,471.10	8,928,376.72	229,734,094.38	316,181,509.44	9,824,303.85	306,357,205.59

4 —

1 ——

5 ——

2

	9,824,303.85	3,318,550.07	-98,308.22	4,116,168.98		8,928,376.72
	9,824,303.85	3,318,550.07	-98,308.22	4,116,168.98		8,928,376.72

2019 6 30

2019

3

2019 6 30

4

10

‘ ¥

			/	

11

12

/

13

‘ ¥

	818,218.15	488,347.25
	155,442.20	1,061,012.01
	1,921,216.95	2,097,262.16
	2,894,877.30	3,646,621.42

14

2019 1 1	——	——	——	——

‘ ¥

16

1

	12	( )	( )	
2019 1 1	——	——	——	——

‘ ¥

2

3

17

	( )								( )	

35,100,850.45 1,609,681.8 8

Fast Achieve Ventures Limited	16,576,059.41			783,078.78	-144,414.18					17,214,724.01	
Upkeen Global Investment Limited	149,184,534.59			7,052,116.54	749,671.98					156,986,323.11	
	200,861,444.45			9,444,877.20	605,257.80					210,911,579.45	
	200,861,444.45			9,444,877.20	605,257.80					210,911,579.45	

2017 4 11 2017 5 15
“ ” 1,400.00 25.45% 2019 6 30

2018 1 18 Richlong Investment Development Limited Fast Achieve Ventures Limited 49% 24,500 Zenith Legend Limited Upkeen Global Investment Limited49% 24,500 Upstar Technology (HK) Limited 24.99% 24.99% 2019 6 30

18

19

	261,321.48	260,293.62
	261,321.48	260,293.62

2019 260,293.62

20

1

‘ ¥

2

‘ ¥

3

21

	2,032,740.93	2,697,462.21
	2,032,740.93	2,697,462.21

1

1.	6,292,827.12	952,015.21	2,010,502.12	9,255,344.45
2.	114,642.42	18.34	17,934.85	132,595.61
1	122,871.38		19,783.03	142,654.41
2				
3				
	-8,228.96	18.34	-1,848.18	-10,058.80
3.	41,186.79	0.00	40,590.66	81,777.45
1	41,186.79		41,186.79	82,373.58
4.	6,366,282.75	952,033.55	1,987,846.31	9,306,162.61

1.	4,258,360.10	621,039.47	1,657,264.27	6,536,663.84
2.	563,055.26	77,549.93	149,456.07	790,061.26
1	571,284.37	77,531.59	151,307.08	800,123.04
	-8,229.11	18.34	-1,851.01	-10,061.78
3.	39,127.44	0.00	35,394.38	74,521.82
1	39,127.44		35,394.38	74,521.82
4.	4,782,287.92	698,589.40	1,771,325.96	7,252,203.28

5

6

22

1

2

3

4

23

1

‘ ¥

2

‘ ¥

24

‘ ¥

25

26

1

1.		706,162.39		6,107,438.76	6,813,601.15
2.		0.00		175,943.40	175,943.40
1				175,943.40	175,943.40
2					0.00
3					0.00
					0.00
3.					0.00
1					0.00

					0.00
4.		706,162.39		6,283,382.16	6,989,544.55
					0.00
1.		429,416.57		4,860,611.59	5,290,028.16
2.		45,000.00		222,769.58	267,769.58
1		45,000.00		222,769.58	267,769.58
					0.00
3.					0.00
1					0.00
					0.00
4.		474,416.57		5,083,381.17	5,557,797.74
					0.00
1.					0.00
2.					0.00
1					0.00
					0.00
3.					0.00
1					0.00
					0.00
4.					0.00
					0.00
1.		231,745.82		1,200,000.99	1,431,746.81
2.		276,745.82		1,246,827.17	1,523,572.99

0.00%

2

1

	385,220.12	193,396.21	106,132.08	0.00	472,484.25
	4,298,457.08	366,771.73	938,465.45	4,751.75	3,722,011.61

30 /

1

	3,388,905.27	508,335.79		
	850,000.00	127,500.00	850,000.00	127,500.00
	1,588,112.00	238,216.80	1,588,112.07	238,216.80
	3,514,015.02	535,004.91	3,514,015.02	535,004.91
	256,516.72	38,477.51	256,516.72	38,477.51
	21,218.40	3,182.76	21,218.40	3,182.76
	8,090,091.31	1,289,731.36	8,072,875.86	1,286,890.81
	17,708,858.72	2,740,449.13	14,302,738.07	2,229,272.79

2

33

2 1

37

‘ ¥

1

	3,518,017.40	2,558,755.07
	3,518,017.40	2,558,755.07

2 1

3

38

	2019	
	1,542,277.57	2,356,896.41

	223,537.00	1,857,630.00
		1,440,166.44
	231,743.62	73,621.74
	936,238.68	0.00
	70,000.00	70,000.00
	407,526.05	1,381,383.89
	1,869,045.35	4,822,802.07

2 1

42

43

44

‘ ¥

45

1

46

1

2

	--	--	--								

3

4

47

48

1

2

49

1

2

50

‘ ¥

51

								/

52

‘ ¥

53

		+ -					
	318,045,975.00			159,022,987.00		159,022,987.00	477,068,962.00

2015 6 24 (
[2015]1361) 3,000 1.00 6.87
3,000 206,100,000.00 A 35,800,000.00
170,300,000.00 2015 12 10 A
A 12,000

2017 3 31 2016 <2016 >
2016 12 31 120,000,000 10 1.5
10 15
30,000

2017 12 25 [2017]2212
(A)18,045,975 13.05
235,499,973.75 229,266,927.77 2018 6 22

30,000.0000 31,804.5975 30,000.0000 31,804.5975

2019 5 17 2018 <2018 > 2018
12 31 318,048,975 10 0.8
10 5 47,706.8962

54

1

2

57

	10,088,763.01	2,599,210.15				2,599,210.15	-49,962.63	12,687,973.16
	10,088,763.01	2,599,210.15						

	20,365,378.89	15,776,057.22
		197,931.06
	25,443,678.00	31,804,597.50
	130,914,720.78	136,418,818.02

1) -425,798.13

2) 0.00

3) 0.00

4) 0.00

5) 0.00

61

	688,749,383.89	619,453,549.05	852,615,453.41	761,500,210.15
	688,749,383.89	619,453,549.05	852,615,453.41	761,500,210.15

‘ ¥

62

	295,670.10	484,459.99
	169,638.48	346,042.84
	151,111.44	272,972.53
		-47,694.26
	616,420.02	1,055,781.10

63

	2,138,990.91	1,970,074.27

	469,217.63	543,259.37
	7,543,994.72	4,691,298.70
	8,409,814.35	10,046,962.74

	8,820,401.27	9,521,690.91
	350,193.48	269,786.82
	680,127.19	1,116,251.81
	902,479.63	889,808.60
	248,602.23	316,143.47
	253,822.16	221,045.44
	1,040,514.08	1,096,446.01
	86,476.89	126,001.58
	139,368.67	85,617.10
	86,883.39	59,859.05
		16,128.19
	173,232.80	319,894.19
	12,782,101.79	14,038,673.17

66

	3,690,458.05	7,211,557.92
	829,755.24	1,134,139.83
	975,518.37	-1,997,180.45
	1,748,106.05	3,957,247.03
	5,584,327.23	8,037,484.67

67

	2,060,000.00	300,000.00
	422,050.00	

68

	9,267,901.75	9,268,312.50
	9,267,901.75	9,268,312.50

69

70

71

	-170,608.83	
	-170,608.83	

72

‘ ¥

	118,963.77	-2,304,201.83
	-3,318,550.07	-4,714,213.77
	-3,199,586.30	-7,018,415.60

73

	0.00	700.00

74

		1,050,000.00	
		1,050,000.00	

								/

75

		596,000.00	
	11,157.11	8,449.09	11,157.11
	11,157.11	604,449.09	11,157.11

76

1

	320,499.42	3,083,997.25
	-147,329.01	998,758.96
	173,170.41	4,082,756.21

2

	20,734,052.84
/	3,072,122.58
	181,164.82
	-1,111,885.89
	83,705.06
	-1,690,117.20
	-1,390,185.26
	1,026,600.66
	173,170.41

77

57

78

1

	422,050.00	1,050,000.00
	1,108,806.97	1,076,159.09
	11,462,208.97	12,974,575.21
	12,993,065.94	15,100,734.30

2

	13,403,497.85	13,570,149.78
	3,279,570.00	2,999,888.33
	2,919,907.46	1,106,348.91
	10,581,825.78	8,755,900.96
	30,184,801.09	26,432,287.98

3

4

5

	18,797,929.82	
	18,797,929.82	

		2,584,910.33
		35,747,700.00
		38,332,610.33

79

1

1	--	--

	267,769.58	208,925.27
	938,465.45	251,905.75
“ ”		-700.00
“ ”	7,255.63	
“ ”	5,584,327.23	8,037,484.67
“ ”	-9,267,901.75	-9,268,312.50
“ ”	-511,176.34	49,429.35
“ ”	361,006.78	949,329.61
“ ”	76,623,111.21	-72,266,141.66
“ ”	88,254,553.59	40,780,802.71
“ ”	75,149,371.20	23,993,537.52
	262,127,921.40	30,236,571.22
2	--	--
3	--	--
	113,355,448.94	285,234,605.90
	129,477,573.37	88,927,745.42
	-16,122,124.43	196,306,860.48

2

	--
	--
	--

3

	--

	--
	--

4

	113,355,448.94	129,477,573.37
	11,853.41	7,374.96
	113,343,595.53	129,470,198.41
	113,355,448.94	129,477,573.37

80

“ ”

81

[redacted]		
	51,402,893.53	
	51,402,893.53	--

82

1

	--	--	
	29,389,767.31	6.8747	202,045,833.33
	2,035,926.15	0.87966	1,790,922.80
	1,032,936.79	0.22105	228,330.68
	8,086,500.00	0.063846	516,290.68
	--	--	
	17,547,192.78	0.87966	15,435,563.60
	4,085,475.00	0.063846	260,841.24

2

¥ ‘

					%
				39,596.75	100

83

84

1

	2,060,000.00		2,060,000.00
	422,050.00		422,050.00

2

‘ ¥

85

1

1

‘ ¥

‘ ¥

5

2019

6

1

1

					80.00%	
					80.00%	
				100.00%		
					100.00%	

3

4

5

2

1

2

	B$ 0”bÅcRAÃVÃ F,V5H ,AÃ F,V5H

20% 20%

2

	/	/

3

	/		/	
		Upstar		Upstar
	229,907,879.72	336,276,997.49	219,513,060.10	283,041,122.05
	5,007,601.89	3,298,591.41	4,362,126.37	510,392.50
	234,915,481.61	339,575,588.90	223,875,186.47	283,551,514.55
	116,541,935.90	174,552,747.03	109,170,067.94	150,015,666.78
				1,861.07
	116,541,935.90	174,552,747.03	109,170,067.94	150,017,527.85
	118,373,545.71	165,022,841.87	114,705,118.53	133,533,986.70
	30,126,067.38	41,239,208.19	29,192,452.67	33,370,143.28
			5,908,397.78	132,390,450.72
--			5,908,397.78	
	36,710,532.33	174,201,047.12	35,100,850.45	165,760,594.00
	171,695,125.39	866,783,639.66	121,072,438.31	860,787,325.26
	5,555,922.51	30,589,690.72	12,131,085.38	31,304,447.22
			21,625.44	
	5,555,922.51	30,589,690.72	12,152,710.82	31,304,447.22

2017 4 11 2017 5 15

“ ” 1,400.0

25.45% 3,515.9

2018 1 18 Richlong Investment Development Limited Fast Achieve Ventures Limited 49% 24,500 Zenith Legend Limited Upkeen Global Investment Limited49%

24,500 Upstar Technology (HK) Limited

24.99%

4

	/	/
	--	--
	--	--
	--	--
	--	--

5

6

7

8

4

				/	

5

6

1.

2019 6 30

	164,758,342.18
	50,176,467.74
	327,483,821.49
	14,721,167.49
	557,139,798.90

2018 12 31

	199,678,396.43
	113,715,112.93
	344,404,809.75
	29,446,182.99
	687,244,502.10

2019 6 30

	69,205,245.77
	12,201,556.67
	181,567,619.30
*1	1,993,887.14

	264,968,308.88

2018 12 31

	339,746,965.87
	113,504,799.21
*1	5,874,220.35
	459,125,985.43

*1 70,000.00 (2018 12 31 70,000.00)

2.

/

2019 6 30 11.10%(2018 12 31 15.48%)
37.00%(2018 12 31 46.05%)

2019

-
-
- 60

-
-
-
-
-
-

12

- 12
- 12
- 12

2019 06 30 2018 12 31

2019 6 30

			1	1 2	2
	327,483,821.49	316,402,022.58	4,448,190.77	6,633,608.14	-
	50,176,467.74	50,176,467.74			
	14,721,167.49	14,721,167.49	-	-	-

2018 12 31

3	3 1 1 5		5		
	278,481,859.48	63,429,599.96	-	-	341,911,459.44
	113,504,799.21	-	-	-	113,504,799.21
	5,874,220.35	-	-	-	5,874,220.35
	397,860,879.04	63,429,599.96	-	-	461,290,479.00

2019 6 30 2018 12 31

2019 6 30

	/( )	/( )
	5%	1,005.78
	5%	(1,005.78)
	5%	710,106.87
	5%	(710,106.87)

2018 12 31

	/( )	/( )
	5%	202,660.38
	5%	(202,660.38)
	5%	475,116.69
	5%	(475,116.69)

2			261,321.48	261,321.48
			261,321.48	261,321.48
	--	--	--	--

2

3

4

5

6

7

8

9

1

			1,000	30.07%	30.07%

( )

97% 100% 100% 42.80%

2

1.

3

1.

4

( )	

5

1

/

/

2 / /

/

/	/	/	/	/	/	/

/

/

/	/	/	/	/	/	/

/

3

4

5

6

7

	2,772,560.00	2,264,557.00

8

6

1

2

7

8

1

‘ ¥

2

‘ ¥

3

‘ ¥

4

5

1

2

1

2

3

1 ª ℌ `

2

3

1

2

4

5

6

1

( )

2

3

4

	2019 1-6	2018 1-6
	216,581,751.02	346,157,839.64
	155,406,802.62	180,322,425.14
	78,706,541.16	67,369,410.19
	101,941,700.68	106,073,444.51
	14,649,818.36	21,343,820.78
	48,883,532.47	33,706,074.68

	72,579,237.58	97,642,438.47
	688,749,383.89	852,615,453.41

	2019 1-6	2018 1-6
	497,709,818.00	623,963,976.41
	154,316,346.84	193,982,948.74
	18,902,281.71	12,586,774.18
	17,820,937.34	22,081,754.08
	688,749,383.89	852,615,453.41

7

8

	2019 6 30	2018 12 31
1 (1)	11,224,835.50	10,688,153.40
1 2 (2)	6,338,092.33	8,179,993.09
2 3 (3)	3,561,315.64	2,522,759.33
3	384,761.45	777,801.95
	21,509,004.92	22,168,707.77

1

1

	2,013,85	1.28%	2,013,85	100.00%	0.00	2,013,851	1.36%	2,013,851	100.00%	0.00

	1.37		1.37			.37		.37		
	2,013,851.37	1.28%	2,013,851.37	100.00%	0.00	2,013,851.37	1.36%	2,013,851.37	100.00%	0.00
	155,437,384.10	98.72%	1,383,281.50	0.89%	154,054,102.60	146,571,490.19	98.64%	1,171,840.45	0.80%	145,399,649.74
	155,437,384.10	98.72%	1,383,281.50	0.89%	154,054,102.60	146,571,490.19	98.64%	1,171,840.45	0.80%	145,399,649.74
	157,451,235.47	100.00%	3,397,132.87	2.16%	154,054,102.60	148,585,341.56	100.00%	3,185,691.82	2.14%	145,399,649.74

	2,013,851.37	2,013,851.37	100.00%	
	2,013,851.37	2,013,851.37	--	--

6	149,979,084.60	209,957.00	0.14%
6 1 1 8 8	4,440,343.00		

‘ ¥

1 1	154,419,427.60
6	149,979,084.60
6 1	4,440,343.00
1 2	2,079,898.57
2 3	59,159.60
3	892,749.70
5	892,749.70
	157,451,235.47

2

	3,185,691.82	211,441.05	0.00	0.00	3,397,132.87
	3,185,691.82	211,441.05	0.00	0.00	3,397,132.87

3

4

		%			
	40,153,166.88	25.50%		6	56,214.43
	13,060,238.71	8.29%		6	18,284.33

2

1

( )		
		7,094,560.00
		7,094,560.00

2 1

( )				

3

‘ ¥

3

1

1 1	421,515.00
1	421,515.00
1 2	21,993,570.84
2 3	1,814,849.30
	24,229,935.14

3

	10,000.00			10,000.00
	10,000.00			10,000.00

4

7

8

3

	352,931,732.32		352,931,732.32	294,691,395.32		294,691,395.32
	352,931,732.32		352,931,732.32	294,691,395.32		294,691,395.32

1

	( )					( )	
	5,000,000.00					5,000,000.00	
	289,691,395.32	58,240,337.00				347,931,732.32	
	294,691,395.32	58,240,337.00				352,931,732.32	

2

	( )									( )	

3

4

	243,150,311.18	211,338,621.95	349,744,614.75	311,767,416.76
	16,500,000.00	271,651.67	26,500,000.00	2,577,796.06
	259,650,311.18	211,610,273.62	376,244,614.75	314,345,212.82

‘ ¥

5

6

1

¥ ‘

	-7,255.63	
	2,482,050.00	206 40
	-3,901.48	
	370,633.93	
	2,100,258.96	--

1 ——

1 ——

‘ ¥

2

		/	/

	2.77%	0.04	0.04
	2.49%	0.04	0.04

3

1
2
3
4